



INTRODUCING RODENSTOCK MYCON

A NEW SOLUTION FOR CHILDREN WITH MYOPIA

Rodenstock MyCon lenses are built to correct myopia and ensure sharp vision while controlling myopia progression in children.


RODENSTOCK

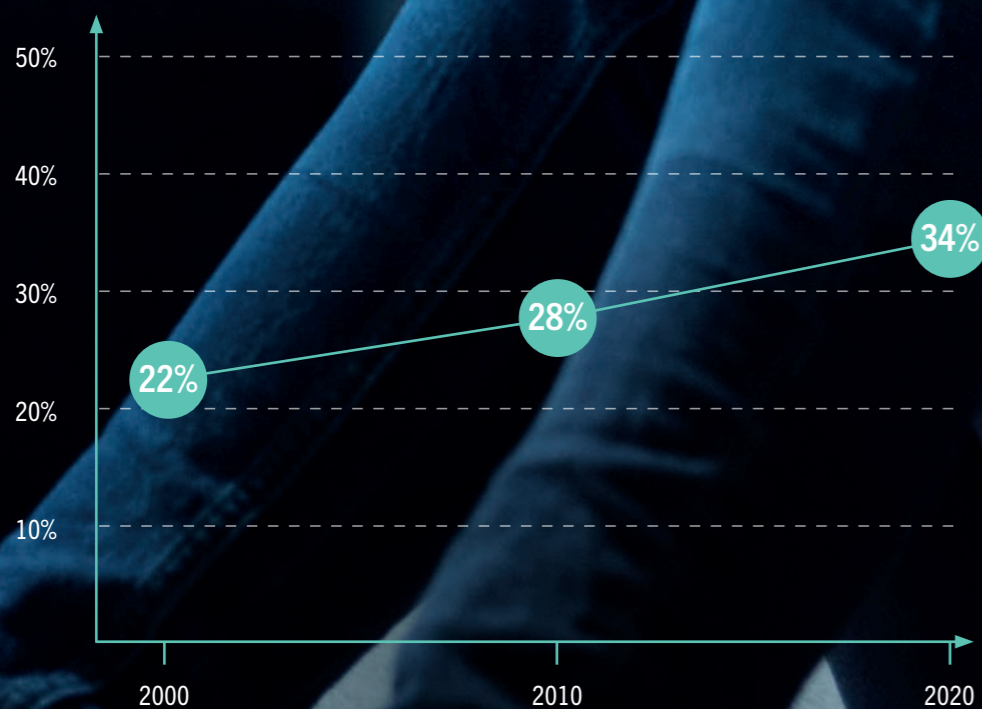
CHILDREN ARE INCREASINGLY FOCUSING ON WHAT'S RIGHT IN FRONT OF THEM

Whether tablets, computers or homework, today's children focus more on what's directly in front of them rather than spending time outdoors.

This behavioural change is leading to an increasingly higher number of children developing myopia – also called nearsightedness.

In 2020, over a third of the world's population was myopic, a sharp increase from only two decades ago.

DEVELOPMENT OF MYOPIA
in % of world population



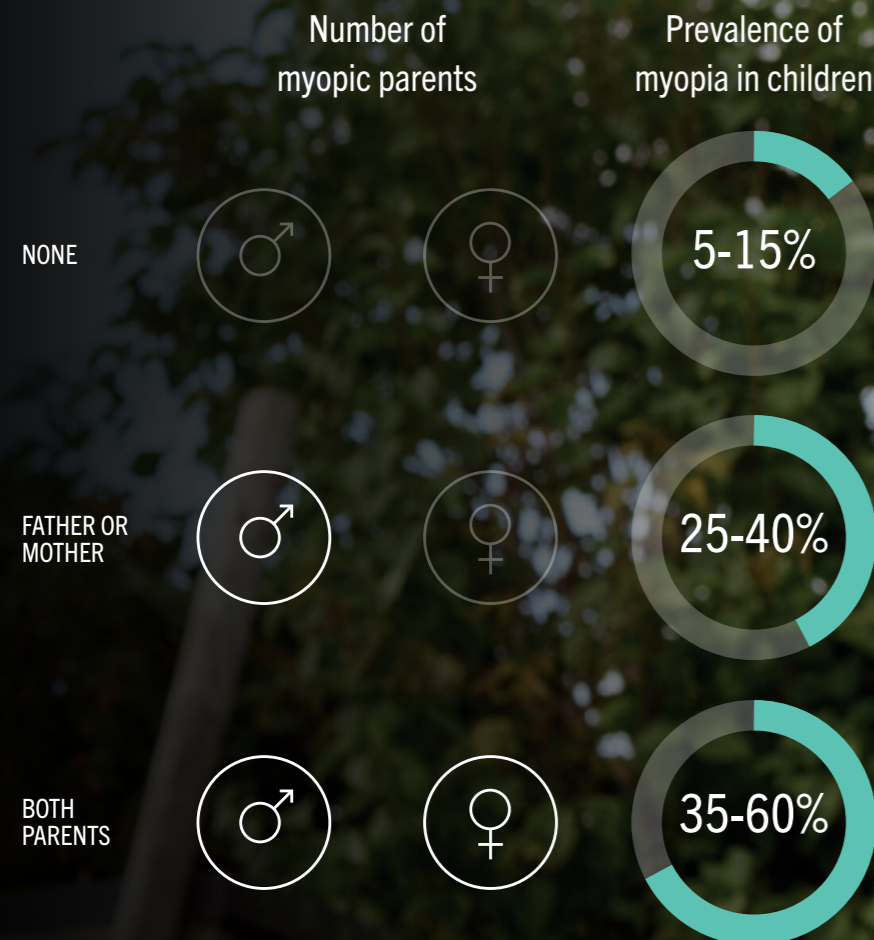
Source: Adapted from Holden et al. (2016). Global prevalence of myopia and high myopia and temporal trends from 2000 through 2050. *Ophthalmology*. 2016; 123:1036-42.

MYOPIA TENDS TO RUN IN THE FAMILY

If one of the parents is myopic, the child's risk of developing the condition is increased. The risk is even higher if both parents are myopic.

Myopia also tends to progress faster if the child's parents are myopic. With one myopic parent, the average myopia progression over a period of 5 years is 2.04 dioptres. When both parents are myopic, the average progression is 2.59 dioptres.

Source: Kurtz D, Hyman L, Gwiazda JE, Manny R, Dong LM, Wang Y, Scheiman M, (2007). COMET Group. Role of parental myopia in the progression of myopia and its interaction with treatment in COMET children. Invest Ophthalmol Vis Sci. 2007.



Sources: Mew-May Wu M, Edwards MH. (1999) The Effect of Having Myopic Parents: An Analysis of Myopia in Three Generations. Optometry and Vision Science. 1999; 76(6):387-92.

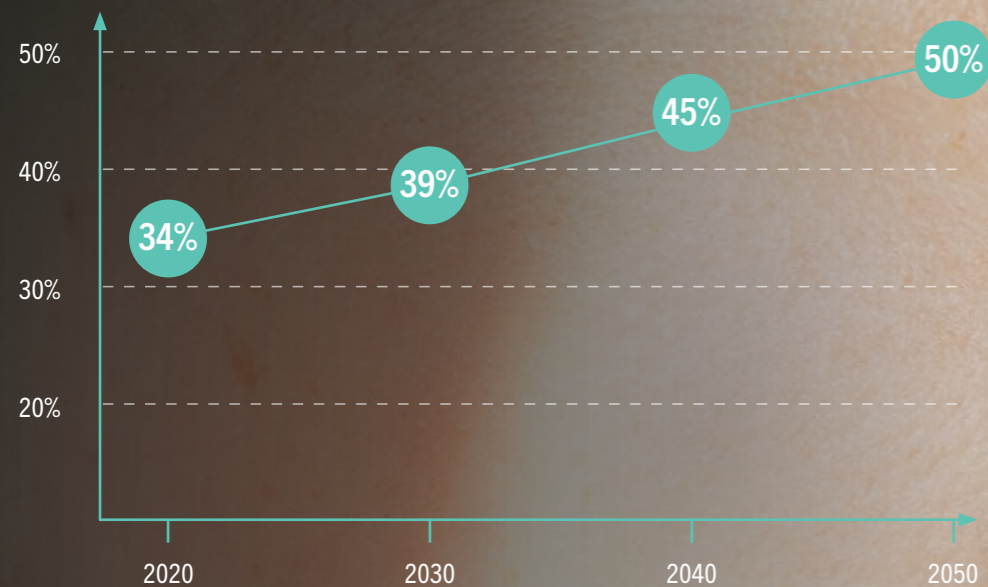
Mutti DO, Mitchell GL, Moeschberger ML, Jones LA, Zadnik K. (2002). Parental myopia, near work, school achievement, and children's refractive error. Invest Ophthalmol Vis Sci. 2002; 43(12): 3633-3640.

MYOPIA IS BECOMING A GLOBAL CONDITION

By 2050, it is projected that approximately 50% of the world's population – or 5 billion people – will develop myopia.

PROJECTED DEVELOPMENT OF MYOPIA

in % of world population



Source: Adapted from Holden et al. (2016). Global prevalence of myopia and high myopia and temporal trends from 2000 through 2050. *Ophthalmology*. 2016; 123:1036-42.

A CONDITION WITH GREAT CONSEQUENCES

Childhood myopia also increases the risk of eye disease in adulthood.

This calls for a solution that can help control the progression of myopia among children.

DID YOU KNOW?

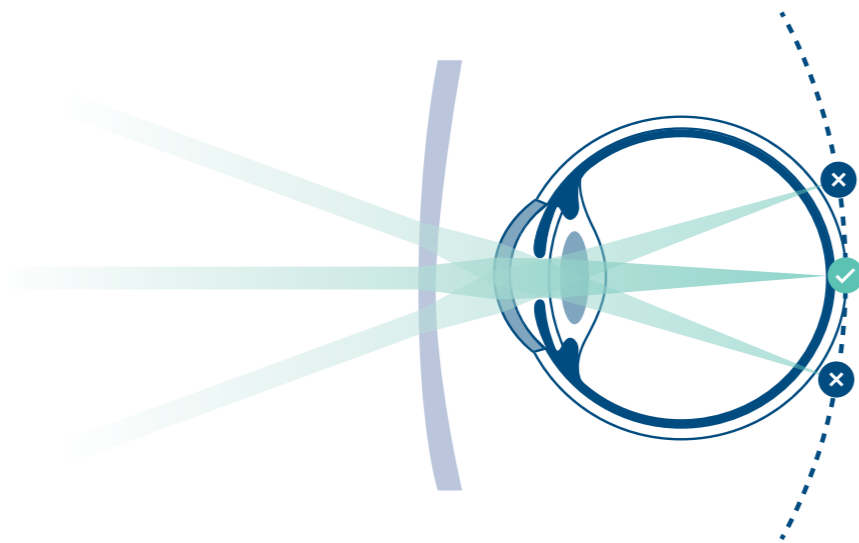
Children who have between -3.0 and -5.0 dioptres of myopia are more than 3 times likely to develop glaucoma – a disease that can potentially cause blindness

Source: Haarman AEG, Enthoven CA, Tideman JW, Tedja MS, Verhoeven VJM, Klaver CCW. The complications of myopia: a review and meta-analysis. *Invest Ophthalmol Vis Sci*. 2020.

NORMAL SINGLE VISION LENSES ARE NOT DESIGNED TO CONTROL MYOPIA PROGRESSION

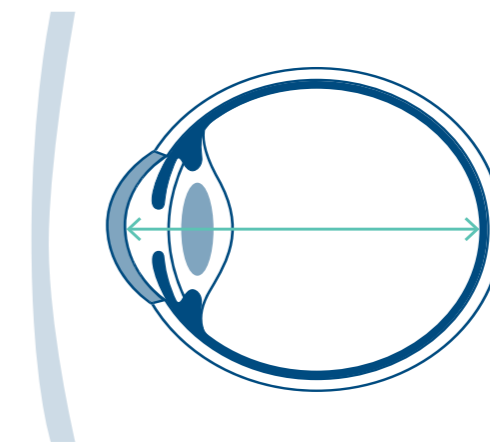
NORMAL SINGLE VISION LENS

Normal single vision lenses correct myopia, creating sharp vision. However, the way they correct myopia causes light in the periphery to hit behind the retina.



This means normal single vision lenses are not designed to control eye elongation or myopia progression.

Myopia is a result of the eye being slightly too long. The way normal single vision lenses correct myopia causes light in the periphery to hit behind the retina. For some children, their eyes try to adapt and grow even longer, which causes the myopia to progress further.



INTRODUCING
**RODENSTOCK
MYCON**

Lenses that are specially designed to correct myopia and ensure sharp vision while controlling myopia progression in children.



MYCON LENSES:

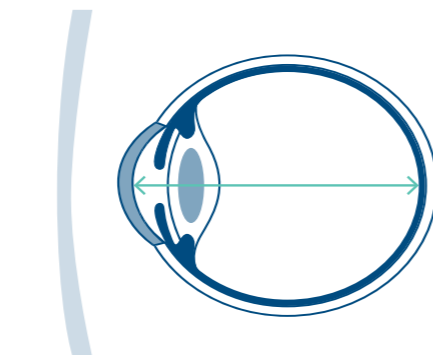
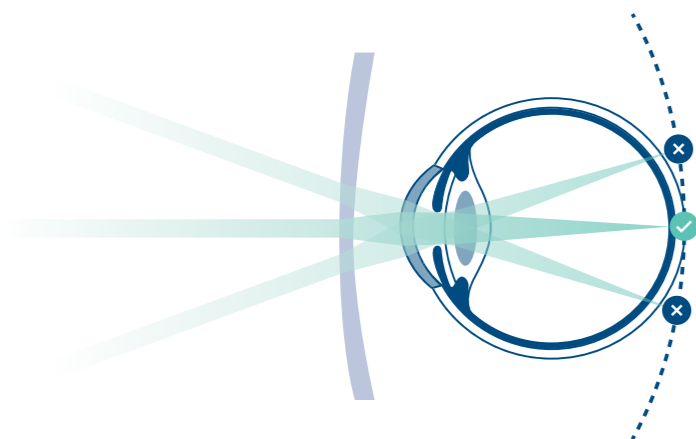
CONTROLLING MYOPIA PROGRESSION WHILE CREATING SHARP VISION

With a special lens design, MyCon lenses create sharp focus vision while ensuring that myopia in children does not progress uncontrollably.

NORMAL SINGLE VISION LENS


Normal single vision lenses correct myopia, creating sharp vision, but they cause light in the periphery to hit behind the retina.

Moreover, they are not designed to control eye elongation or myopia progression. Some children's eyes try to adapt and grow longer, which causes myopia to progress further.



MYCON LENS

MyCon lenses correct myopia while controlling eye elongation, slowing myopia progression. With MyCon lenses, light in the periphery is refracted to hit in front of the retina, slowing eye elongation, a crucial aspect of maintaining children's vision.

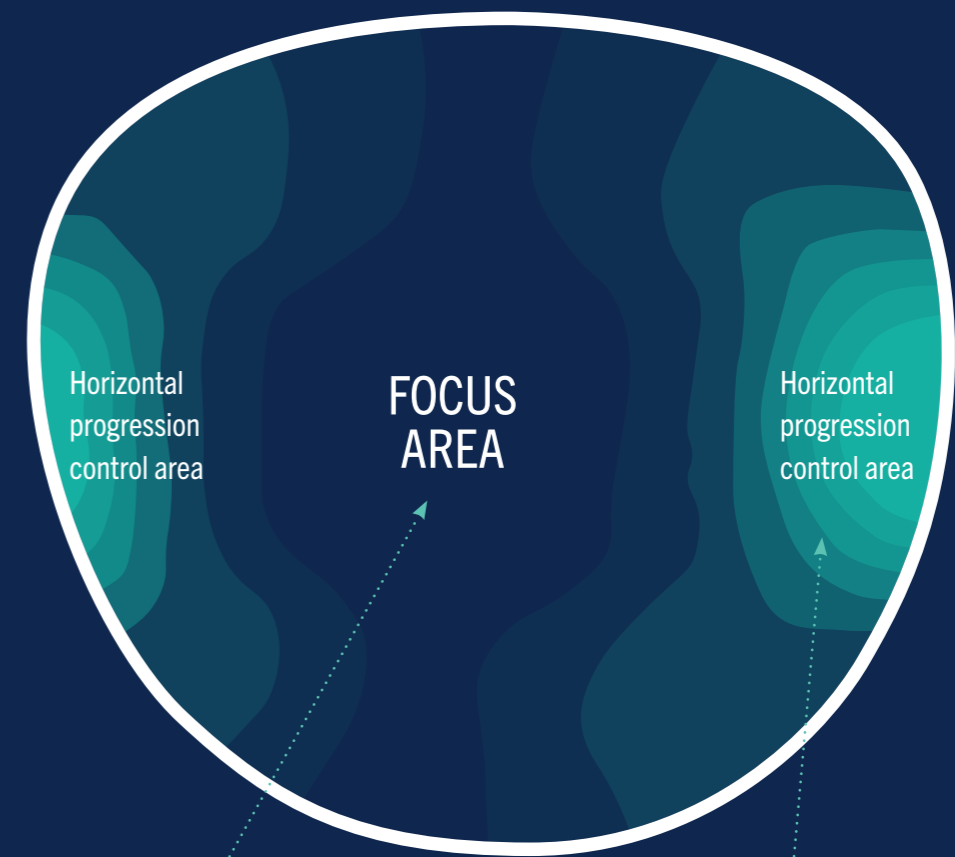


CONTROLLING MYOPIA WHILE MAINTAINING SHARP VISION

As vision experts, we at Rodenstock always strive to create the sharpest vision possible – also for children. That’s why the peripheral defocus areas in MyCon lenses are placed to the sides of the lens. Here, they slow myopia progression the most, while leaving the main vision zones of the lens undisturbed, creating sharp vision.

While causing blurred vision in the sides of the lens, the horizontal progression control areas of MyCon lenses are instrumental in controlling myopia progression.

RODENSTOCK MYCON



FOCUS AREA

The focus area in the lens ensures that the child can see sharply wherever they focus their eyes.

PROGRESSION CONTROL AREA

The progression control areas ensure that light in the periphery does not hit behind the retina. Thereby, eye elongation is slowed and myopia progression in children is controlled.

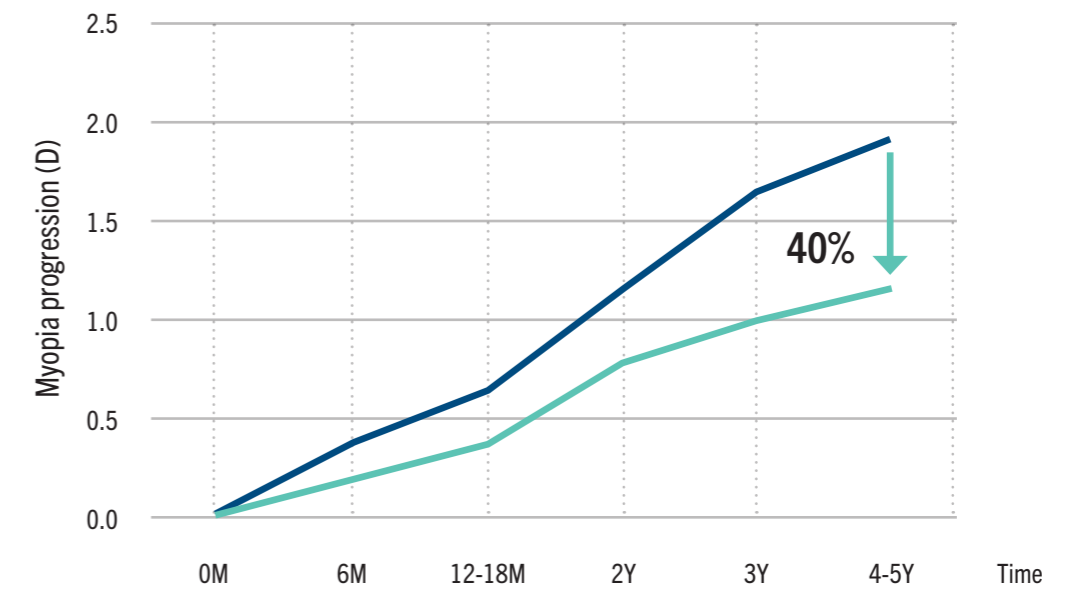
A LENS TECHNOLOGY WITH PROVEN RESULTS

When documenting the effects of myopia control lenses, it is important to consider regional differences. As more children in Asia develop high myopia, the positive effect of reducing myopia progression using myopia control lenses is also higher.

An independent clinical study examining myopia progression in European children over a period of 5 years has shown that myopia control lenses built on the principles of Rodenstock MyCon are effective in reducing the progression of myopia.

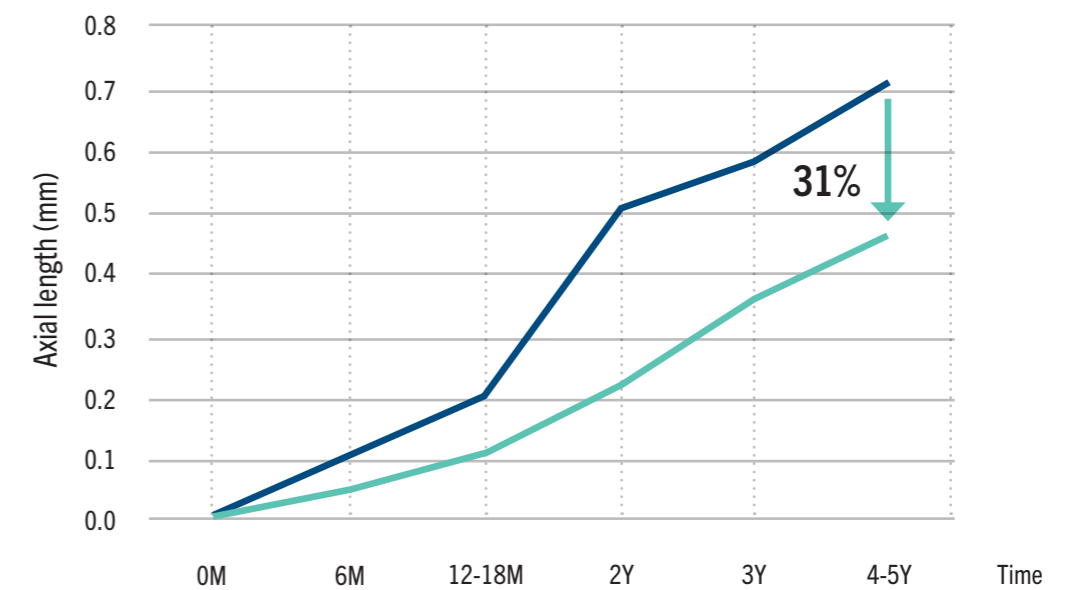


POWER



Source: Tarutta EP, Proskurina OV, Tarasova NA, Milash SV, Markosyan GA. Long-term results of perifocal defocus spectacle lens correction in children with progressive myopia. Vestn Oftalmol. 2019;135(5):46-53.

AXIAL EYE LENGTH



■ Normal single vision lenses ■ Lenses built on the principles of Rodenstock MyCon

If the eye grows just 1 mm too long, it will result in a refractive error of approximately -3.0 dioptres, making it crucial to slow eye elongation to maintain children's vision.¹

¹ Cruickshank FE, Logan NS. (2018). Optical 'dampening' of the refractive error to axial length ratio: implications for outcome measures in myopia control studies. Ophthalmic Physiol Opt. 2018.

A LENS THAT HELPS ALL MYOPIC CHILDREN

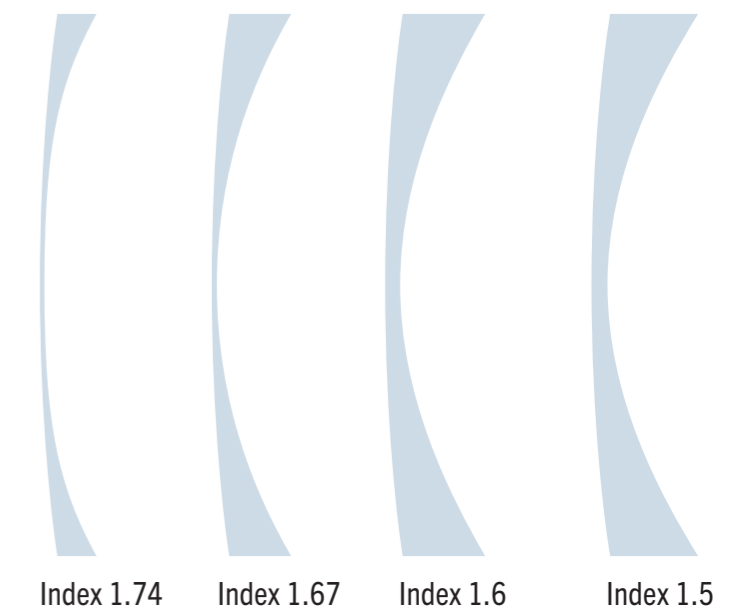
Whether a child is slightly myopic or highly myopic, Rodenstock MyCon lenses help prevent further myopia progression. As high myopia at an early age can have consequences later in the child's life, controlling myopia as early as possible can make a big difference.



A SLEEK LENS DESIGN

For some children, wearing glasses can be a barrier, as they are unhappy with the looks. Rodenstock MyCon lenses are available in index 1.5, 1.6, 1.67, and 1.74, which make the lenses both thinner and sleeker than many other myopia lenses on the market. This also means that MyCon lenses are well-suited for high prescriptions.

RODENSTOCK MYCON LENS PORTFOLIO



CHILDREN GROW OUT OF A
LOT OF THINGS, BUT MYOPIA
NEEDS TREATMENT NOW

RODENSTOCK MYCON CONTROLS MYOPIA TO SECURE EYE HEALTH FOR THE FUTURE

Help control myopia in children with
Rodenstock's new MyCon lenses.



RODENSTOCK